

# MORNING SUMMARY
















"The big money is not in the buying and the selling, but in the waiting."  
Charlie Munger

Wednesday, June 3, 2026

Equity Update				Global Indices			
				2-Jun			
		Chg	Chg%				
ASPI	▼	-87.39	-0.39%	22,178	Dow Jones	▲	51,213
S&P SL 20 Index	▼	-19.55	-0.32%	6,131	Euro Stoxx 50	▲	6,108
Total Turnover (LKR)	▲			2,019,055,829	FTSE 100	▲	10,374
Market Capitalization (LKR)	▼			8,068,631,154,744	Nikkei 225	▼	66,734
PER (x)				11.3	Hang Seng	▲	26,038
PBV (x)				1.4	Frontier Markets		
DY (%)				2.9	VN index	▼	1,826
					KSE-100	▲	171,167
					DSEX	▲	5,406

Source: CSE

Source: Bloomberg

Exchange Rates					Commodities				
					2-Jun				
(LKR per unit)			TT Buying	TT Selling		Type			
USD		\$	326.8	336.6		Gold (USD/t.oz)	▲	4,518	
GBP		£	438.1	453.9		Gold (LKR/t.oz)	▼	1,486,591	
EUR		€	378.5	392.8		Brent Crude Oil (USD/Bbl)	▼	96	
JPY		¥	2.0	2.1		Copper (USD/Lbs)	▲	667	
CNY		¥	47.3	50.4		Cotton (USD/Lbs)	▲	80	
INR		₹	3.5	3.6		Aluminium (USD/MT)	▲	3,716	
						Palm Oil 3M forward (MYR/l)		4,535	

Source: CBSL

Source: Bloomberg, CBSL

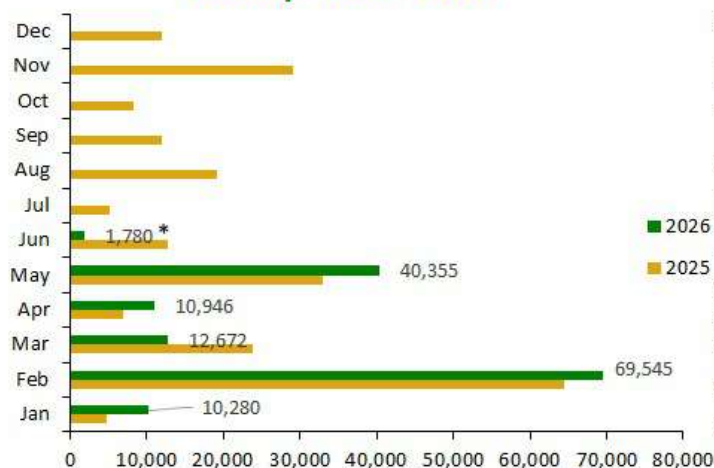
Policy Rates	OPR: 8.75%	SRR: 2.00%	
Economic Indicators	Real GDP Growth: 2025 Q4 = 4.8%	NCPI YoY Change: April 2026 = 4.70%	CCPI YoY Change: May 2026 = 5.50%

Source: CBSL



Company	Dividend Per Share	Final/Interim	XD Date	Record Date	Date of Payment
LHCL(N)	LKR 1.00	Final	3-Jun	4-Jun	22-Jun
JKL(N)	LKR 1.6	Final	4-Jun	5-Jun	23-Jun
AHPL(N)	LKR 0.5	Final	5-Jun	8-Jun	24-Jun
JKH(N)	LKR 0.1	Final	5-Jun	8-Jun	24-Jun
KHL(N)	LKR 0.35	Final	5-Jun	8-Jun	24-Jun
ASIY(N)	LKR 0.24	Final	5-Jun	8-Jun	24-Jun
BFL(N)	LKR 0.82	Second	8-Jun	9-Jun	25-Jun
SIL(N)	LKR 2.00	Final	8-Jun	9-Jun	25-Jun
PLR(N)	LKR 0.8	Other	9-Jun	10-Jun	26-Jun
SMOT(N)	LKR 25.00	Final	9-Jun	10-Jun	26-Jun
VONE(N)	LKR 1.5	First	10-Jun	11-Jun	30-Jun
DIAL(N)	LKR 1.5	Final	12-Jun	15-Jun	2-Jul
UCAR(N)	LKR 44.00	Final	15-Jun	16-Jun	3-Jul
BALA(N)	LKR 0.50	Final	25-Jun	26-Jun	15-Jul
MAL(N)	LKR 0.12	First and Final	26-Jun	30-Jun	16-Jul
SUN(N)	LKR 0.60	Final	26-Jun	30-Jun	16-Jul
WATA(N)	LKR 0.80	Final	26-Jun	30-Jun	16-Jul
HHL(N)	LKR 0.75	Final	26-Jun	30-Jun	1-Jul
CIND(N)	LKR 6.00	Final	30-Jun	1-Jul	17-Jul
CFIN(N)	LKR 3.75	Final	1-Jul	2-Jul	7-Jul
JETS(N)	LKR 0.50	Final	1-Jul	2-Jul	20-Jul
TILE(N)	LKR 0.20	Final	1-Jul	2-Jul	20-Jul
LHL(N)	LKR 3.00	Final	1-Jul	2-Jul	20-Jul
CDB(N,X)	LKR 1.00	Final	1-Jul	2-Jul	20-Jul
LFIN(N)	LKR 5.95	Final	1-Jul	2-Jul	20-Jul
SPEN(N)	LKR 4.00	First and Final	1-Jul	2-Jul	20-Jul
PKME(N)	LKR 2.6	Final	1-Jul	2-Jul	20-Jul
RCL(N)	LKR 1.00	Final	1-Jul	2-Jul	20-Jul
AHUN(N)	LKR 0.28	First and Final	1-Jul	2-Jul	20-Jul
AGAL(N)	LKR 0.75	Final	1-Jul	2-Jul	20-Jul
CHMX(N)	LKR 2.50	Final	1-Jul	2-Jul	20-Jul
CIC (N,X)	LKR 0.50	Final	1-Jul	2-Jul	20-Jul
PARQ(N)	LKR 0.40	Final	1-Jul	2-Jul	20-Jul
CERA(N)	LKR 6.40	Final	1-Jul	2-Jul	20-Jul
GLAS(N)	LKR 2.98	First & final	27-Jul	28-Jul	14-Aug
ASHO(N)	LKR 30.00	First & final	17-Aug	18-Aug	7-Sep
LIOC(N)	LKR 5.00	First & final		DATES TO BE NOTIFIED	
COOP (N)	LKR 0.05	Final		DATES TO BE NOTIFIED	

### LKR 145,579 Mn as dividends from January - June\* 2026



\*Until June 2, 2026

### Cumulative Net Profit Attributable to Shareholders increased by 2% QoQ, increased by 69% YoY

